

# RULES FOR ALL EXHIBITORS

## \*\*\*IMPORTANT NOTICE\*\*\*

### THE FARM SHOW WILL NOT MAIL PREMIUM (PRIZE) CHECKS.

IF YOU CANNOT PICK UP AT THE DESIGNATED TIMES, PLEASE DROP OFF A LONG (#10) SELF-ADDRESSED STAMPED ENVELOPE IN THE FARM SHOW OFFICE BEFORE OR DURING SHOW WEEK. CHECKS MUST BE CASHED BY SEPTEMBER 30 OR THEY BECOME NULL AND VOID.

IF ALL GOES WELL, PREMIUM CHECKS WILL BE AVAILABLE WHEN ANNOUNCED SATURDAY OF SHOW WEEK AT THE OFFICE AND FROM 1 PM TO 2 PM ON SUNDAY NEAR THE ARTS & CRAFTS BUILDING. CHECKS AND UNCLAIMED ITEMS MAY BE PICKED UP AT THE FARM SHOW OFFICE FROM NOON TO 6 PM TUESDAY, AUG. 13, OR WED., AUG. 14, OR BY APPOINTMENT (CALL 724-482-4000). ITEMS WILL ONLY BE KEPT UNTIL SEPTEMBER 30.

1. The Board of Directors of the Butler Farm Show has the right to accept or refuse any entries.
2. All exhibitors agree to be bound by the rules and regulations of Butler Farm Show. The show management reserves the right to amend or add to these rules and regulations as its judgment may determine.
3. NO alcoholic beverages, firearms, drugs, dogs or pets permitted on the grounds. (Only registered service dogs are admitted.) Persons using alcohol or other controlled substances will be expelled from the grounds. Minors caught drinking will be prosecuted to the full extent of the law.
4. Exhibitors will comply with all directions given by a Director, Farm Show Official or any police or security officer. Failure to immediately comply with the directions will be cause for the exhibitor to be disqualified and be prohibited from entering any future Butler Farm Show exhibitions or shows.
5. All exhibits will be shown under the direction of the Butler Farm Show Board of Directors and the appointed representative or department superintendents. The Butler Farm Show reserves the right to interpret all rules and regulations governing the show and will make decisions based on interpretation of the rules as may be necessary for the proper conduct of the show. All interpretations and decisions will be final.
6. The exhibitor agrees to and shall assume all risks of injury to people and/or animals and/or damage to any property.
7. Violations of the rules or conduct contrary to the best interest of the Butler Farm Show will not be permitted. Exhibitors or others who persist in such violations or conduct will be asked to remove their exhibits and to leave the grounds. No fees or charges will be refunded and premiums will not be paid in such cases.
8. It is the responsibility of the exhibitor to present a plainly-marked entry tab showing the name of the exhibit they are entering. **Any item entered in the wrong category will be disqualified**, but the judges will mark the correct name of the entry on the tag for the benefit of the owner. **If there is a category listed for an entered item, the item may NOT be entered in "Other."** If award ribbons are stolen or destroyed, the exhibitor may receive a duplicate, free of charge, at the close of the show.

## **RULES FOR ALL EXHIBITORS (CONT.)**

- 9. Protests for any violation of the rules may be made to the Butler Farm Show Board of Directors by an exhibitor or their designated representative. All protests must be presented, in writing, to the Butler Farm Show Office within 24 hours of the alleged violation. A \$100.00 cash deposit must accompany all protests. Following investigation into the alleged violation, the \$100.00 deposit will be returned to the exhibitor if the protest is upheld. If the protest is denied, the \$100.00 fee is non-refundable. The decision of the Butler Farm Show Board of Directors regarding a protest shall be final and considered accepted by all exhibitors. Video footage, recorded by individuals, will not be reviewed as evidence in a protest situation.**
10. LATE ENTRIES ARE NOT ACCEPTED in any department. NO EXCUSES - NO EXCEPTIONS. Check the entry time for each department you are entering and be on time.
11. Exhibitors must have an exhibitor's number. It starts with the initial of your last name and must be included when you write your number on entries. Call the office by the Friday before the show to obtain a new number or to retrieve your number from previous years. Use the same exhibitor's number for everything you enter in every department. Entries may be disqualified if the exhibitor's number, name and city are not on the tag.
12. All exhibits and exhibitors will be ready at 9:00 AM on the first day of show, except where judging is occurring.
13. Every precaution will be taken to protect the exhibits on display from injury and damage, but the Farm Show cannot, in any way, be held responsible for accidents, damage to or loss of property by water, fire, theft, or whatever may be the cause or extent of the damage or loss.
- 14. Exhibits and/or exhibitors leaving the show early without permission will NOT receive premium checks; they will FORFEIT all award money, and next year's participation will be at the discretion of the board.**
15. Premiums as listed may be given for meritorious exhibits. In cases where there is no competition, judges may give an award such as they deem the exhibit is worthy to receive. Same rule applies where there are fewer entries in any class than the number of premiums offered. The judges may, at their discretion, award a prize or prizes of such grade as the exhibit deserves. Placement and premium on single entries in a class will be determined by the judge.
16. **Premium cards or ribbons have no value as to the payment of premiums. Premiums are paid only by the records in the judge's book. The office has that information after the show closes.**
17. The show reserves the right to determine how many entries they will accept from any exhibitor in the same class or in the same livestock species.
18. **Committees reserve the right to refuse any entry.** Furthermore, the committees reserve the right to bar from competition animals, vegetables, flowers, poultry products and farm/home-produced articles of decidedly inferior quality and/or those not possessing sufficient merit to warrant recognition.

### **RULES FOR ALL EXHIBITORS (CONT.)**

19. If the show management believes that any exhibits were made in previous years or not made by the exhibitor, those exhibits may be refused or disqualified.
20. The decision of the judges will be final in all cases except where mistakes, fraud, misrepresentation or collusion, not discovered at the time of judging, is proven. In that case, such person(s) as the Board of Directors may appoint will make the decision.
21. **The show management may, at any time, order the removal of any exhibit or part of exhibit in bad condition, and any article unfit to show may be excluded.** Exhibits may NOT be removed at any time before the close of the show except by consent of the management. Removal of an exhibit without consent of the department superintendent will forfeit all premiums and next year's participation will be at the discretion of the board.
22. **During the judging, buildings, except livestock arenas, are closed to everyone except fair officials, judges, and necessary attendants.** An exhibitor or his/her agent shall NOT communicate with the judge during time of determining the awards, except to answer questions proposed by the judges. Any exhibitor interfering with the judge while making awards shall forfeit any premiums to which he/she would otherwise be entitled. **Buildings for Departments 11 - 23 will be opened by approximately 4:30 on Monday.** The Premium Book serves as a guide and is subject to change. While every effort has been made to ensure the accuracy, the Board of Directors reserves the right to add, alter or change this information as necessary.

## **AUCTIONS**

**Have you ever attended a real, live auction?**

**Here are 4 chances to enjoy the experience and fun of a bidding sale.**

***BAKED GOODS AUCTION***

**MONDAY, AUGUST 5, AT 7:00 PM**

**in the Dairy Pavilion**

***BUY THE BEST THAT BUTLER COUNTY BRINGS!***

***CHEESE AUCTION***

**WEDNESDAY,**

**AUGUST 7, AT 8:00 PM**

**in the Dairy Pavilion**

***CHOICE CHEESE FROM***

***CONTENTED COWS!***



***ANNUAL JUNIOR LIVESTOCK SALE***

**THURSDAY, AUGUST 8, AT 6:00 PM**

**(Opening Ceremonies start at 5:30)**

**in the Livestock Barn**

***FEED YOUR FAMILY; FILL YOUR FREEZER!***

***SALE ORDER: CHARITY ANIMAL, RABBITS, BEEF,***

***POULTRY, HOGS, GOATS, & LAMBS***

***ANNUAL 4-H BENEFIT AUCTION***

**SATURDAY, OCTOBER 12, AT 6:00 PM**

**at the EAST BUTLER FIRE HALL**

## TAG EXAMPLES FOR

**DEPTS. 10 (4-H Projects) & 11 - 17, 21, 23**

**DEPTS. 18 & 19 Fill out ONLY the bottom part of the tag unless you are sure of the class you are entering.**

Exhibitors may pick up a premium book and tags in the Farm Show office during office hours.

Print clearly using a ball point pen and press hard so the information goes thru all 3 copies of tag. (Do not use a felt-tip pen or Flair.) Do NOT separate the 3 parts.

The clerks will tear out and give you the claim check when they take in your entry. You must present the claim check the next week to pick up your item.

The top sheet will go to the office for judging results and the third one stays on the item. You want it to be easy to read so visitors will be able to identify your entry.

Call the office by Friday before the show to obtain a new number or retrieve your number from previous years. It starts with the initial of your last name. Be sure to include it on your entry tags for **all** departments. **Entries may be disqualified if exhibitor's number, name and city are not on the tag.**

DEPARTMENT: <u>15</u> SECTION: <u>4</u> CLASS: <u>11</u> ARTICLE <u>Plum Jelly</u>	DEPARTMENT: <u>17</u> SECTION: <u>3</u> CLASS: <u>32</u> ARTICLE <u>Sunflowers</u>
AWARD <b>5505</b>	AWARD <b>5507</b>
MUST USE A BALL POINT PEN	
EXHIBITOR No. <u>L5060</u> NAME <u>Jennifer Lopez</u> ADDRESS <u>Renfrew, PA</u>	EXHIBITOR No. <u>B9180</u> NAME <u>Garth Brooks</u> ADDRESS <u>Nashville, TN</u>

# 4-H PROJECT ROUND UP

KARLEY MISHLER (724-287-4761 Ext. 8)

PREMIUMS (except as specified):

1st	2nd	3rd	4th	5th
\$7.00	\$6.00	\$5.00	\$4.00	\$3.00

**ENTRY DROP OFF: SUNDAY, AUGUST 4 - 1:00 PM - 4:00 PM**  
at the FARM/HOME PRODUCTS BUILDING.

*Late entries NOT accepted.*

*Use the Pit Gate (Buttercup Rd.) for drop off / pick up.  
Refer to previous page for tag instructions.*

**ENTRY PICK UP: SUNDAY, AUGUST 11 - 1:00 PM - 2:00 PM**  
*Exhibits and/or exhibitors leaving the show early without  
permission will forfeit premiums and participation  
in next year's show will be at the discretion of the Board.*

## RULES AND REGULATIONS

1. Each entry must have been made by a 4-H member who is enrolled in a Butler Co. 4-H club this year.
2. Exhibits should follow requirements outlined in the specific 4-H project book.
3. **EACH ENTRY MUST INCLUDE A COMPLETED AND A PROJECT BOOK SCORED BY THE CLUB LEADER.**
4. **DISPLAYING OF ITEMS IS AT THE DISCRETION OF THE 4-H EDUCATORS OR STAFF.**
5. Exhibitors are limited to **ONE ENTRY PER CLASS.**
6. Posters **MUST** not be larger than 14"x22" = 1/2 poster board
7. **PERSONS PICKING UP ITEMS MUST HAVE THE CLAIM CHECKS. NO EXCEPTIONS.** The Farm Show is not responsible for items not claimed at this time. **Premium checks (prize money) will be available when you pick up your items on Sunday. Unclaimed items may be picked up at the Farm Show Office Tuesday, Aug. 13, or Wednesday, Aug. 14, from noon to 6 PM, or by appointment (call 724-482-4000). Those not claimed by September 1 will be disposed of at the discretion of the committee. The Butler Farm Show cannot be held responsible for damage or loss.**
8. Exhibitors must have an exhibitor's number. Call the office by Friday before the show to obtain a new number or retrieve your number from previous years. It starts with the initial of your last name. **Entries may be disqualified if the exhibitor's number, name and city are not on the tag.**

## DEPT. 10 SECT. 14 4-H FRUIT

### CLASS

1. Strawberry - 1 plant in soil
2. Strawberries for Profit **NEW**
3. Strawberries & Brambles for Fun & Profit

## DEPT. 10 SECT. 15 4-H FOODS & NUTRITION

**FOOD PRESERVATION CANNING & FREEZING** - The following classes are for projects labeled "Canning Tomatoes and Fruit" and "Let's Make Jams and Jellies."

1. A three-jar display of Fruit and Tomatoes Includes one jar of fruit in sugar syrup, one jar of fruit in fruit juice, and one jar of tomatoes, tomato juice, or tomato sauce. Label contents of each jar.
2. A four-jar display of Sweet Spreads Includes four different kinds of jams and jellies. Label contents of each jar.

## DEPT. 10 SECT. 15 FOODS & NUTRITION (CONT.)

### BAKED FOODS AND POSTERS

Posters and menus must measure 14" x 22" and will be judged on the basis of visual impact, creativity, neatness, accuracy, and appropriateness of information.

**MAKE IT WITH MIXES** - One entry from these choices:

- 3 plain small items (such as cookies or muffins)  
OR 1 large item (such as a cake) made with a commercial mix AND the flattened mix box
- 3 small items or 1 large item that is a variation of the mix or made with commercial mix without gluten, fat, or another ingredient. (Indicate the variation or the type of mix on an index card with the products.)
- A poster on a topic related to the project

**I SPY IN THE KITCHEN** - One entry from these choices:

- Peanut Butter kisses (4) or other no-bake cookies (4)
- Trail mix or granola - 1/2 cup in a clear 1/2 pint jar
- Bar cookies (4), any type
- Oatmeal Raisin Cookies (4)
- Poster on cooking terms, measuring, or some food science topic

**QUICK BREADS** - One entry from these choices:

- Muffins (2) - any type
- Biscuits (2) - any type
- Loaf (1) - fruit bread
- Loaf (1) - vegetable or peanut butter bread
- Poster on quick breads or a quick bread technique



**STAR SPANGLED FOODS** - One entry from these choices:

- Snickerdoodles (4)
- Oatmeal muffins (4)
- Coffee Cake (1 cake) made without yeast
- Poster depicting foods of a region or culture within the U.S.

**YEAST BREADS** - One entry from these choices:

- Pretzels (2)
- Yeast Rolls (4)
- Loaf or round of yeast bread (1)
- Bread machine loaf (1) or 4 rolls made in bread machine
- Poster about yeast breads or making yeast breads.



**GLOBAL GOURMET** - One entry from these choices:

- A dessert cake or bread from another country or culture (indicate country/culture & provide recipe with entry)
- Poster giving information about foods from a country or culture outside the U.S.

**BREADS AROUND THE WORLD** - One entry from these choices:

- A loaf or round bread from another country or culture outside the U.S. (indicate country/culture & provide recipe with entry)
- A plate of 4 rolls, pretzels, tortillas, or smaller breads from another country or culture (indicate country/culture & provide recipe with entry)
- Poster on a specific bread and information about the country or culture the bread represents. Include a recipe on the poster. Recipe does not need to be in the project book.

### GRILL MASTER

- Create a display showing learning about grilling techniques

### BEYOND THE GRILL

- Create a poster or photo album of your 6 activities with a caption summary of each activity

**SCIENCE FUN WITH KITCHEN CHEMISTRY** - Create a poster, photo album, or display to exhibit learning from book completion

- Year 1
- Year 2



## DEPT. 10 SECT. 15 FOODS & NUTRITION (CONT.)

**SNACK ATTACK!** Create a poster, photo album, or display to exhibit learning from book completion)

- 34. Year 1
- 35. Year 2

**These requirements are for the following COOKING classes:**

Year 1 - Create a poster or photo album of your 10 activities with a caption summary of each activity OR display a non-dairy, non-meat prepared dish.

Year 2 - Create a poster or photo album of your 10 activities with a caption summary of each activity OR display a non-dairy, non-meat prepared dish.

### COOKING 101

- 36. Year 1
- 37. Year 2

### COOKING 201

- 38. Year 1
- 39. Year 2

### COOKING 301

- 40. Year 1
- 41. Year 2

### COOKING 401

- 42. Year 1
- 43. Year 2

**CAKE DECORATING 1** Class 44.

**CAKE DECORATING 2** Class 45.

**CAKE DECORATING 3** Class 46.




## DEPT. 10 SECTION 17 PLANT SCIENCE

Must include a poster OR produce/plant grown from project.

### CLASS

1. SEE THEM SPROUT - Year 1
2. SEE THEM SPROUT - Year 2
3. LET'S GET GROWING - Year 1
4. LET'S GET GROWING - Year 2
5. TAKE YOUR PICK - Year 1
6. TAKE YOUR PICK - Year 2
7. GROWING PROFITS - Year 1
8. GROWING PROFITS - Year 2
9. 4-H HERB GARDENING
10. MEET THE PLANTS
11. INDOOR GARDENING
12. LANDSCAPE GARDENING



**ALL THE FOLLOWING ARE NEW CLASSES:**

13. PLANTARIA - GROWING PLANTS INDOORS
14. PLANTARIA - CORSAGES
15. PLANTARIA - CHRISTMAS GREENS
16. PLANTARIA - PROPAGATION BY CUTTINGS
17. PLANTARIA - FLOWER ARRANGING
18. PLANTARIA - DISH GARDENS
19. PLANTARIA - DRYING FLOWERS
20. PLANTARIA - DRIED ARRANGEMENTS
21. PLANTARIA - GROWING HERBS INDOORS
22. PLANTARIA - BULBS, CORMS & TUBERS
23. PLANTARIA - PLANTS FROM KITCHEN DISCARDS
24. PLANTARIA - TERRARIUM CONSTRUCTION

## DEPT. 10 SECT. 18 & 19 TEXTILE SCIENCES RULES

1. Exhibitor must be a 4-H member enrolled in a textile science project.
2. Entries will be judged on fabric, color, design, suitability, construction, and aesthetic interpretation, and degree of difficulty.
3. Exhibits should follow requirements outlined in the specific 4-H project book.
4. 4-H exhibitors may enter **ONE ITEM PER CLASS** instead of one item from choices.

# DEPT. 10 SECTION 18 CLOTHING

## CLASS

### SEW MUCH FUN - BEGINNER

1. Pants, shorts, skirt with elastic or drawstring waistband
2. Apron with elastic or drawstring waistband
3. Shirt, top or blouse with casing or simple closure (Night clothes may not be modeled in the State Fashion Revue.)
4. "Instant" top, skirt, or dress using a pre-shirred fabric or cut-out
5. Other simple garment

### SEW MUCH MORE - BEGINNER

6. Travel, bed, sewing caddy or pocket on beach towel
7. Draft dodger
8. Potholders or mitt
9. Pillow
10. Quillo-quilt that folds into a pillow
11. Pajama tote, laundry, or gym bag
12. Wall hanging
13. Other item (not a garment)



### STITCH BY STITCH - BEGINNER

14. Sampler with variety of hand stitches, button, or patches
15. Hand-stitched large item
16. Two hand-stitched small items

### KNITS - INTERMEDIATE

17. Knit T-shirt or sweatshirt
18. Knit dress OR outfit
19. Outfit using both knit and woven construction

### COORDINATES - INTERMEDIATE

20. Simple top, vest, or poncho and a skirt with a waistband or facing
21. Simple top, vest, or poncho and slacks or shorts with a waist band or facing
22. Simple top, vest, or poncho and a jumper or jumpsuit with a facing
23. Simple dress (shift)

### ACCESSORIES - INTERMEDIATE

24. Accessories - a grouping of 3 different sewn accessories (paired items such as gloves count as one type)

### TIME SAVING SEWING / WARDROBE PLANNING / CLOSET CONNECTIONS / SHOPPING - INTERMEDIATE

25. A garment using a time saving pattern or one that features a unique technique. The pattern instruction or information on the technique must be included.
26. Complete a wardrobe inventory plan
27. Complete one closet organizer - show before and after
28. Create and enter an outfit/ensemble with two shopping purchases (compare prices)

### SEWING FOR OTHERS - INTERMEDIATE

29. Garment for another person with photo of person wearing garment-place photo in ziplock bag attached to garment.
30. Toy, blanket, kite or other item made in this project. Place photo of person with item in ziplock bag & attach to item.

### CREATE YOUR OWN TEXTILE PROJECT - INTERMEDIATE

31. Project book or display, poster or product produced in the project (A costume made in Theater Arts project may be entered in this class.)





## DEPT. 10 SECT. 18 CLOTHING (CONT.)

### SEPARATES - ADVANCED

32. Two or more piece non-tailored outfit
33. Dress or two piece dress that is more advanced than the one in the "Coordinate Project"
34. Coat or jacket - non-tailored

### TAILORING - ADVANCED

35. Tailored jacket or coat
36. Tailored ensemble

### FORMAL WEAR - ADVANCED

37. Special occasion garment

### DESIGN

38. A purchased garment/ textile with applied design (tie-dye, stenciling, smocking, sweatshirt decorating, applique, etc.)
39. A garment or textile created/woven from an original design
40. Recycled / remade garment with "before" photo or drawing



## DEPT. 10 SECT. 19 TEXTILE ART PROJECTS CLASS

### CLUB PROJECT

1. Item crocheted, knit, woven by all members of club, submitted with corresponding project book (720 sq. inches)
2. Quilt made by all members of club, submitted with corresponding project book.

### CROCHETING - BEGINNER

3. Two small articles from the project list (paired items such as slippers count as one item) or one large article.

### CROCHETING - INTERMEDIATE

4. One small article from the project list (paired items such as mittens count as one article)
5. One garment or large article, such as an afghan

### CROCHETING - ADVANCED

6. One small article from the project list (paired items such as gloves count as one article)
7. One garment or large article, such as a rug or bedspread

### FELTING

8. Needle
9. Upcycled (pre-purchased wool item recycled into a new item)
10. Wet

### SPINNING

11. Drop spindle spun yarn skein - single strand, 10 yards
12. Drop spindle spun yarn skein - minimum 2 strands, 10 yards
13. Wheel spun yarn skein - single strand, 30 yards
14. Wheel spun yarn skein - minimum 2 strands, 30 yards
15. Combined technique skein, includes spun/dyed/plied - minimum 2 strands, 30 yards

### NEEDLE ARTS

16. Beginner Embroidery **NEW**
17. Advanced Embroidery **NEW**
18. Beginner Cross Stitch **NEW**
19. Advanced Cross Stitch **NEW**



### KNITTING - BEGINNER

20. Two small articles from the project list (paired items such as slippers count as one item) or one large article

### KNITTING - INTERMEDIATE

21. One small article from the project list (paired items such as mittens count as one article)
22. One garment or large article, such as an afghan

### KNITTING - ADVANCED

23. One small article from the project list (paired items such as gloves count as one article)
24. One garment or large article, such as a rug or bedspread

**Join in the fun at the Barnyard Olympics  
at 2:30 on Wednesday in the Dairy Pavilion.**

## DEPT. 10 SECT. 19 TEXTILE ARTS (CONT.)

### QUILTING - BEGINNER

25. Quilt block, hand or machine quilted
26. Bound pre-quilted fabric quilt
27. Whole cloth quilt, hand or machine quilted
28. Table runner, placemat, doll quilt, wall hanging or other small quilted item, hand or machine quilted
29. Quilt Idea book that includes at least 10 different photographs and/or magazines or catalog clippings with types of blocks labeled where possible OR a historical study written about a quilt or quilt block

### QUILT - INTERMEDIATE

30. Tied quilt, any size including wall hanging size
31. Strip pieced, log cabin, patchwork, crazy quilt, or other quilt (not tied), wall hanging/lap quilt size or larger
32. Garment that is quilted or has elements that have been quilted by hand or by machine by the 4-H member

### QUILT - ADVANCED (including but not limited to applique, trapunto, sashiko, Seminole, Hawaiian, etc.)

33. Quilt block or small project using one or more advanced techniques
34. Quilt made with multiple intermediate and/or advanced techniques for twin bed size or larger

### WEAVING - BEGINNER

35. A homemade loom or a poster showing photos of a loom or equipment used in weaving
36. Item made on an inkle or box loom
37. Small item made on a peg loom
38. Item made on a rigid heddle **NEW**
39. Item made on a harness loom **NEW**

### WEAVING - INTERMEDIATE

40. Item made on inkle loom with cards (simple pattern) **NEW**
41. Large item made on peg or twinning loom **NEW**
42. Item made on rigid heddle with draw down **NEW**
43. Item made on 4 harness loom with draw down **NEW**

### WEAVING - ADVANCED

44. Item made on four or more harness loom (can be table or floor) with draw down
45. Item made on inkle loom with cards and draw down **NEW**
46. Item made from fabric woven by exhibitor **NEW**

## DEPT. 10 SECTION 20 COMMUNICATION/EXPRESSIVE ARTS

Must include a poster OR something made/learned from the project.  
CLASS

### COMMUNICATION

1. SELF-DETERMINED - 8 through 12-year-olds
2. SELF-DETERMINED - 13 through 18-year-olds
3. SCRAPBOOKING I
4. SCRAPBOOKING II
5. CLUB SCRAPBOOK
6. COMMUNICATIONS I
7. COMMUNICATIONS II
8. COMMUNICATIONS III



### EXPRESSIVE ARTS

9. Any useful household item, must be hand-made
10. BASKET WEAVING - minimum size of 6 x 6 (must be completed)
11. CANDLE MAKING, hand dipped (must include wick)
12. CANDLE MAKING, poured (must include wick)
13. LEATHER WORK - Beginner **NEW**
14. LEATHER WORK - Advanced **NEW**
15. PAPER MAKING - 2 sheets, measured 8 x 8
16. SOAP MAKING - 3 bars of soap, matching sizes (NOT melt & pour)
17. PHOTOGRAPHY - UNIT 1
18. PHOTOGRAPHY - UNIT 2
19. PHOTOGRAPHY - UNIT 3
20. SKETCHBOOK CROSSROADS
21. PORTFOLIO PATHWAYS

**DEPT. 10 SECT. 21 FAMILY/CONSUMER SCIENCE**

Exhibit displaying items used in project.

CLASS 1. BABYSITTING BEGINNING

**DEPT. 10 SECT. 24 CONSERVATION/FORESTRY**

Must include a poster OR

something made/learned from the project.

- CLASS 1. WATER CONSERVATION - LEVEL 1  
2. WATER CONSERVATION - LEVEL 2  
3. WATER CONSERVATION - LEVEL 3  
4. TREETOPS  
5. TREES & ME  
6. ADOPT A TREE  
7. THE POWER OF WIND  
8. ADVANCED FORESTRY

**DEPT. 10 SECT. 25 ENVIRONMENTAL SCIENCE**

Must include a poster OR something made/learned from the project.

- CLASS 1. EXPLORING YOUR ENVIRONMENT - EARTH CAPACITY  
2. EXPLORING YOUR ENVIRONMENT - ECOSYSTEMS  
3. ENVIRONMENTAL SCIENCE - BIOFUELS  
4. ENVIRONMENTAL SCIENCE - RAIN TO DRAIN  
5. ENVIRONMENTAL SCIENCE - STOP THE INVASION  
6. ENERGY - 4-H FUEL FOR THOUGHT  
7. GEOLOGY - BEGINNER *NEW*  
8. GEOLOGY - INTERMEDIATE *NEW*  
9. GEOLOGY - ADVANCED *NEW*  
10. MANURE MANAGEMENT *NEW*

**DEPT. 10 SECT. 26 SCIENCE & TECHNOLOGY**

Must include a poster OR something made/learned from the project.

- CLASS 1. ELECTRIC ANY ARTICLE UNIT 1  
2. ELECTRIC - UNIT 2  
3. ELECTRIC - UNIT 3  
4. ELECTRIC - UNIT 4  
5. EXHIBIT SMALL ENGINES PROJECT UNIT 1  
6. EXHIBIT SMALL ENGINES PROJECT UNIT 2  
7. EXHIBIT SMALL ENGINES PROJECT UNIT 3  
8. SIMPLE MACHINES - BEGINNER *NEW*  
9. SIMPLE MACHINES - INTERMEDIATE *NEW*  
10. SIMPLE MACHINES - ADVANCED *NEW*  
11. FIRE SAFETY - YEAR 1 *NEW*  
12. FIRE SAFETY - YEAR 2 *NEW*  
13. FIRE SAFETY - YEAR 3 *NEW*  
14. AEROSPACE - UNIT 1  
15. AEROSPACE - UNIT 2  
16. AEROSPACE - UNIT 3  
17. ROCKETS AWAY  
18. WOODWORKING I  
19. WOODWORKING II  
20. WOODWORKING III  
21. WOODWORKING IV

**DEPT. 10 SECTION 27 ENTOMOLOGY**

Must include a poster OR something made/learned from the project.

- CLASS 1. UNIT 1 2. UNIT 2 3. UNIT 3

**DEPT. 10 SECT. 28 VETERINARY SCIENCE**

Must include a poster OR something made/learned from the project.

- CLASS 1. UNIT 1 2. UNIT 2 3. UNIT 3

*Join in the fun at the Barnyard Olympics  
at 2:30 on Wednesday in the Dairy Pavilion.*

## DEPT. 10 SECT. 29 ANIMAL SCIENCE

Must include a poster OR

visual display with something made/learned from the project.

- CLASS**
1. DOG
  2. CAVIES
  3. CATS
  4. HORSE
  5. PET PALS
  6. PET CARE
  7. BEEKEEPING
  8. EMBRYOLOGY
  9. OTHERANIMALS - not already being exhibited at Round-up

**NEW**  
**NEW**

## DEPT. 10 SECT. 30 WILDLIFE

Must include a poster OR something made/learned from the project.

- CLASS**
1. WILDLIFE IS ALL AROUND US - SPRING
  2. WILDLIFE IS ALL AROUND US - SUMMER
  3. WILDLIFE IS ALL AROUND US - FALL
  4. WILDLIFE IS ALL AROUND US - WINTER
  5. FISHING - TAKE THE BAIT
  6. FISHING - REEL IN THE FUN
  7. FISHING - CAST INTO THE FUTURE
  8. WILDLIFE ECOLOGIST - UNIT 1
  9. WILDLIFE ECOLOGIST - UNIT 2
  10. WOODWORKING FOR WILDLIFE
  11. THE WILDLIFE DETECTIVE

## DEPT. 10 SECT. 31 LEISURE / HEALTH

**PREMIUMS FOR PLACES 6-10: \$3.**

Must include a poster OR something made/learned from the project.

### SHOOTING SPORTS

- CLASS**
1. ARCHERY - JUNIOR (8-10-year-olds)
  2. ARCHERY - INTERMEDIATE (11-14-year-olds)
  3. ARCHERY - SENIOR (15-18-year-olds)
  4. AIR RIFLE - JUNIOR (8-10-year-olds)
  5. AIR RIFLE - INTERMEDIATE (11-14-year-olds)
  6. AIR RIFLE - SENIOR (15-18-year-olds)
  7. RIFLERY - JUNIOR (13-14-year-olds)
  8. RIFLERY - INTERMEDIATE (15-16-year-olds)
  9. RIFLERY - SENIOR (17-18-year-olds)
  10. SHOTGUN - JUNIOR (8-10-year-olds)
  11. SHOTGUN - INTERMEDIATE (11-14-year-olds)
  12. SHOTGUN - SENIOR (15-18-year-olds)

### BICYCLE - ADVENTURES

13. LEVEL 1
14. LEVEL 2
15. LEVEL 3



### ACTIVITIES

16. ORIENTEERING
17. OUTDOOR ADVENTURES/HIKING TRAILS
18. OUTDOORADVENTURES/CAMPINGADVENTURES
19. OUTDOOR ADVENTURES/  
BACKPACKING EXPEDITIONS
20. HEALTH - FIRST AID
21. HEALTH - STAYING HEALTHY
22. HEALTH - KEEPING FIT
23. MINDFUL TEEN
24. MINDFUL ME
25. YOUR FEELINGS MATTER
26. YOUR THOUGHTS MATTER
27. MINDFUL MECHANICS

**NEW**

**NEW**  
**NEW**  
**NEW**  
**NEW**  
**NEW**

**DEPT. 10 SECTION 32**  
**COMMUNITY DEVELOPMENT AND CITIZENSHIP**  
Must include a poster OR something made/learned from the project.

- CLASS**
1. LEADERSHIP 1
  2. LEADERSHIP 2
  3. LEADERSHIP 3
  4. COMMUNITY DEVELOPMENT PROJECTS
  5. ENTREPRENEURSHIP
  6. MY FINANCIAL FUTURE - BEGINNER **NEW**
  7. MY FINANCIAL FUTURE - ADVANCED **NEW**

**DEPT. 10 SECTIONS 33 AND 34**  
**4-H DEMONSTRATIONS/ILLUSTRATED TALKS**  
**& PUBLIC SPEAKING CONTEST**

**CONTEST STARTS AT 10:00 AM, WEDNESDAY**  
**IN THE AUDITORIUM.**

**2 AGE DIVISIONS**

(AGE AS OF JANUARY 1 OF THIS YEAR)

**SECTION 33: 8 - 13 years of age**

**SECTION 34: 14 - 18 years of age**

**PREMIUMS: 1st - \$7.00 2nd - \$6.00 3rd - \$5.00**

Topic **MUST** be related to a 4-H project the member is currently carrying.

**DEMONSTRATIONS / ILLUSTRATED TALKS**

**Section 33: 8 - 10 minutes Section 34: 10 - 12 minutes**

- CLASS**
1. CREATIVE EXPRESSIONS
  2. HEALTHY LIVING
  3. ANIMAL SCIENCES
  4. ENVIRONMENTAL SCIENCES
  5. STEAM
  6. SELF-DETERMINED

**SPEECH**

**Section 33: 3 - 5 minutes Section 34: 5 - 7 minutes**

7. PUBLIC SPEAKING

**DEPT. 10 SECT. 35 CLOVERBUDS**


For exhibition only - will not be judged

- CLASS**
1. AGES 5-6
  2. AGES 7-8


**DEPT. 10 SECT. 36 SCHOOL ACTIVITIES/CLUBS**

For exhibition only - will not be judged

- CLASS**
1. AGES 8-11
  2. AGES 12-15
  3. AGES 16-18



*The Butler Farm Show*  
*proudly supports the*  
*4-H and FFA members,*  
*programs, educators,*  
*leaders and volunteers.*





**CHECK OUT**  
**OUR WEBSITE:**  
**[WWW.BUTLERFARMSHOW.COM](http://WWW.BUTLERFARMSHOW.COM)**

**NEW FOR '24**  
**4-H TALENT SHOW**  
**Showtime - Friday at 11:30 AM**  
**in the Armstrong Pavilion**

Any questions, contact Cara Stephenson  
(724-504-5929)

**Talent Show Rules**

- The show is open to any Butler County 4-H Member (including Cloverbuds).
- Participants must arrive by 11 AM to pick up their participant number.
- Talents may include, but are not limited to, singing, dancing, instrumental music, skits, magic, comedy, martial arts, juggling. Unique acts are always appreciated!
- Participants must return a completed Talent Show Participation Form and signed Waiver of Liability form (back of book) by July 14 to the Farm Show Office.
- Recommended length is 2 to 3 minutes; acts must not be longer than 3 minutes.
- Absolutely no profanity or insensitive subject matter or songs will be permitted.
- Participants are responsible for their own props and costumes. Costumes must be appropriate for all age groups.
- If the act requires recorded accompanying music, the music must be provided to Cara Stephenson prior to August 1 and must be labeled with the participant's name and song name. It is the participant's responsibility to get the recorded music back after the show.

All performers will receive a prize.

.....  
**BUTLER FARM SHOW TALENT SHOW PARTICIPATION FORM**

Name \_\_\_\_\_

Farm Show Exhibitor Number \_\_\_\_\_

Age Group: 5-7\_\_ 8-10\_\_ 11-13\_\_ 14-18\_\_

Adult Contact \_\_\_\_\_

Phone \_\_\_\_\_

Act Description \_\_\_\_\_

\_\_\_\_\_

\_\_\_\_\_

Technical Needs (If any) \_\_\_\_\_

\_\_\_\_\_